



SY205243AMC

Ultra-low Capacitance ESD/Surge Protection

General Description

SY205243AMC is an ultra-low capacitance electrostatic discharge (ESD) and surge protector designed to provide ESD protection for high-speed data interfaces. SY205243AMC is designed to protect against over-voltage and over-current transient events. It complies with IEC 61000-4-2 (ESD), ($\pm 30\text{kV}$ air, $\pm 30\text{kV}$ contact discharge), and IEC 61000-4-5 (surge) (550W, 8/20 μs).

The combined features of ultra-low capacitance and high ESD robustness make SY205243AMC ideal for applications where arrays are not practical. The low clamping voltage of the SY205243AMC guarantees minimum stress on the protected IC.

SY205243AMC is available in an SOD-323 package.

Features

- Working Voltages: 5V
- Ultra Low Capacitance: 0.6pF (Typical)
- Low Clamping Voltage
- Low Leakage Current: 0.01 μA @ V_{RWM} (Typical)
- Transient Protection for High-Speed Data Lines
 - IEC 61000-4-2 (ESD) $\pm 30\text{kV}$ (Air) $\pm 30\text{kV}$ (Contact)
 - IEC 61000-4-5 (Surge) 550W (8/20 μs)

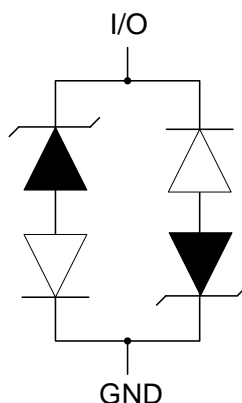
Applications

- Ethernet - 10/100/1000 Base T
- Desktops, Servers, and Notebooks
- Cellular Phones
- Portable Instruments
- Analog Inputs
- USB Interface

Mechanical Characteristics

- SOD-323 Package
- Flammability Rating: UL 94V-0
- Marking: Part Number, Date
- Packaging: Tape and Reel

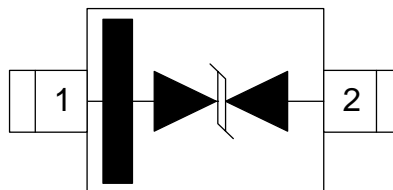
Circuit Diagram



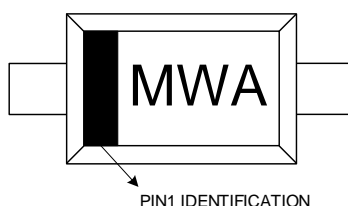
Ordering Information

Part Number	Package Type	Top Mark
SY205243AMC	SOD-323 RoHS Compliant and Halogen Free	MWA

Pinout (Top View)



Marking Codes



Note 1: “M” is device code, fixed.

Note 2: “W” is date code.

Note 3: “A” is production lot number.

Absolute Maximum Rating				
Parameter	Symbol	Min	Max	Unit
Maximum Peak Pulse Power (8/20 μ s)	P _{PK}		550	W
Maximum Peak Pulse Current (8/20 μ s)	I _{PP}		20	A
ESD per IEC 61000-4-2 (Air)	V _{ESD}	-30	30	kV
ESD per IEC 61000-4-2 (Contact)				
Operating Temperature	T _{OPT}	-45	+125	°C
Storage Temperature	T _{STG}	-55	+150	°C

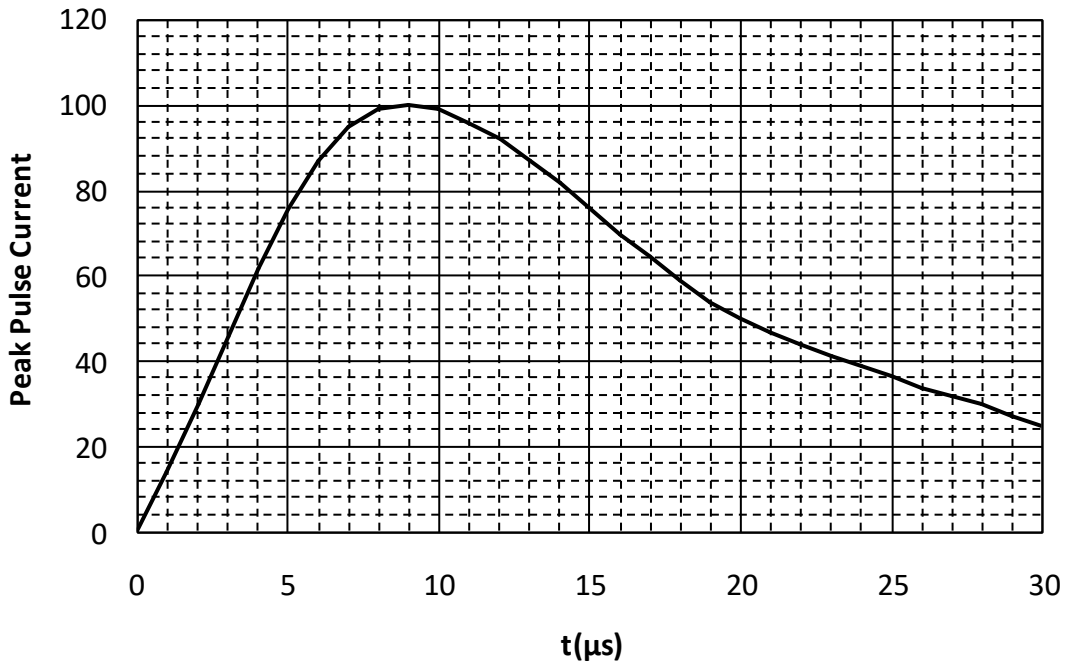
Electrical Characteristics (T_A = 25°C)

Part Number	Device Code	Stand-off Voltage V _{RWM} (V)	Breakdown Voltage @ 10mA V _{BR} (V) Min.	Peak Pulse Current ¹ (8/20 μ s) I _{PP} (A) Max.	Clamping Voltage ¹ @ 1A V _C (V) Max.	Leakage Current @ V _{RWM} I _R (μ A) Max.	Capacitance ¹ @ 0V, 1MHz C (pF) Typ.
SY205243AMC	M	5.0	6.0	20	12.0	0.1	0.6

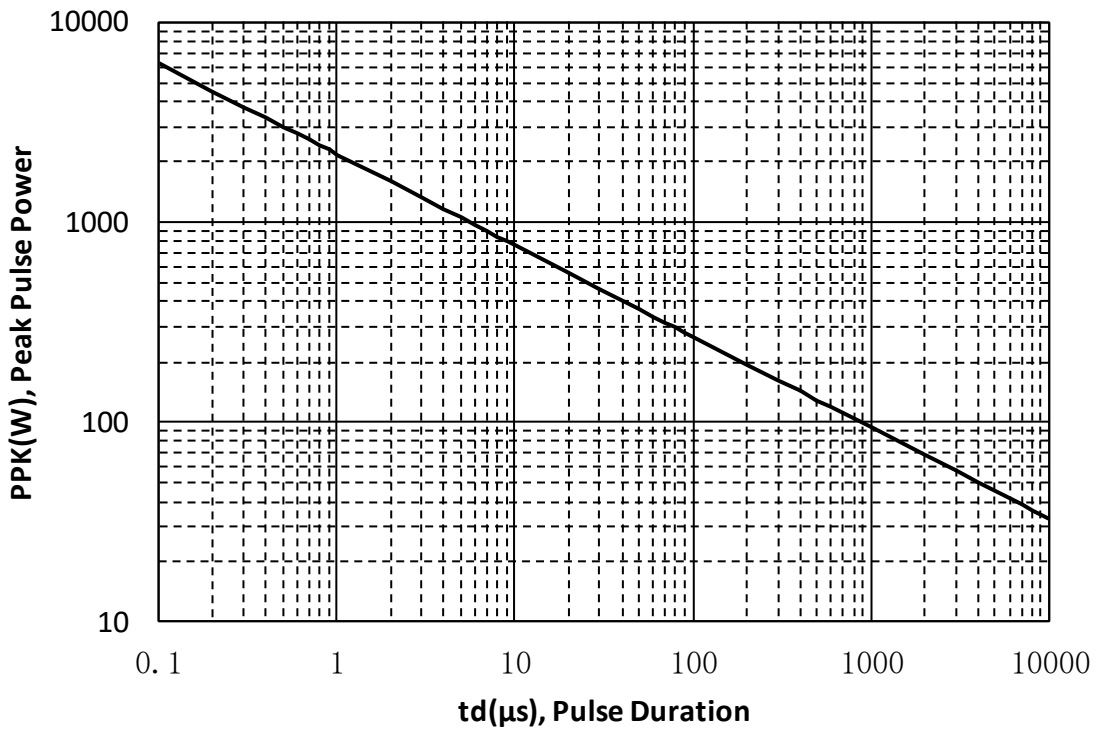
Note: Guaranteed by design and not subject to production test.

Typical Operating Characteristics

8/20 μ s Pulse Waveform



Peak Pulse Power vs. Pulse Duration



Application Information

SY205243AMC is designed to protect one data line pair.

The SY205243AMC pin connections for RJ45 Ethernet line-to-line ESD and surge protection are shown in Figure 1. One RJ45 data line is connected to Pin1 of SY205243AMC. The other RJ45 line is connected to Pin2 of SY205243AMC. The SY205243AMC peak pulse current (IPP) rating of 20A can provide good line-to-line surge protection for the LAN PHY chip.

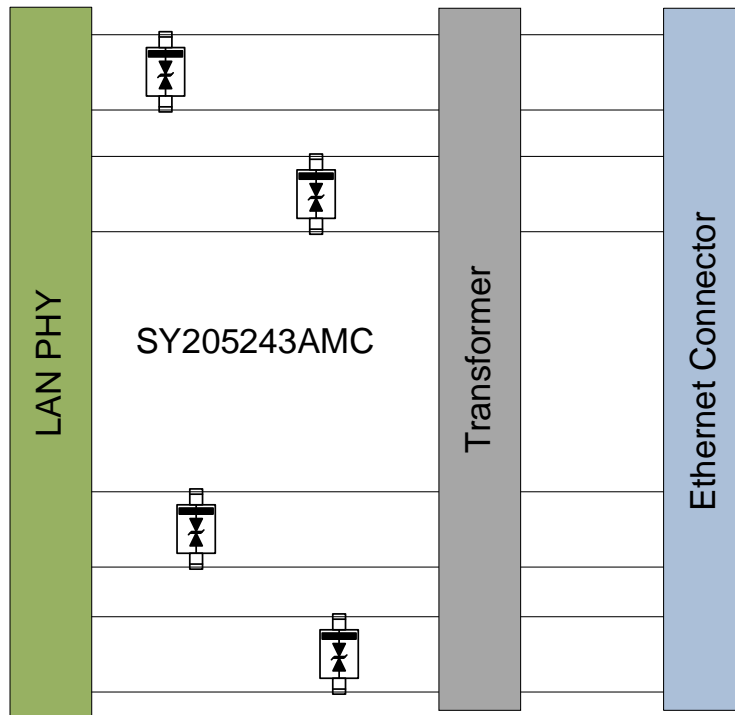
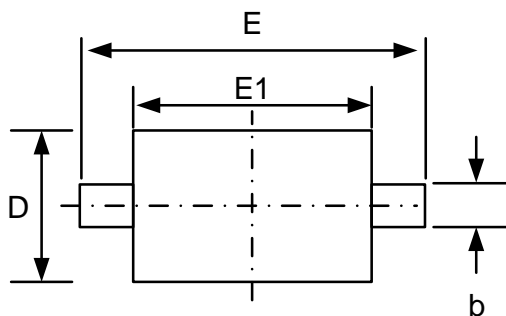
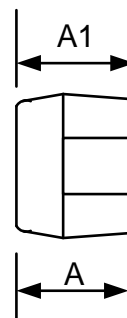


Figure 1. SY205243AMC Pin Connections in PCB

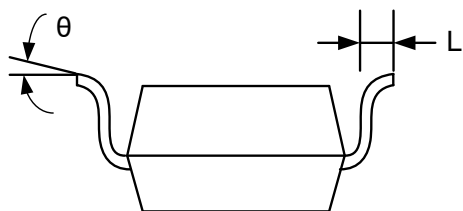
SOD-323 Package Outline



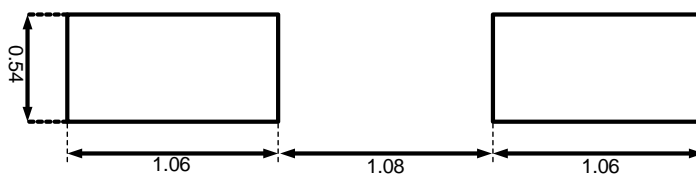
Top View



Side View



Side View



**Recommended PCB Layout
(Reference only)**

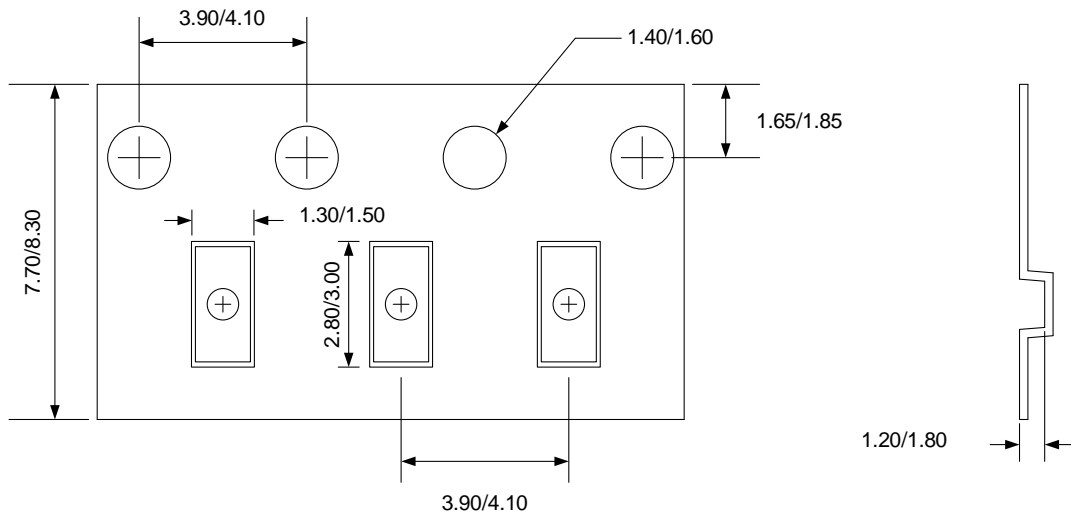
Package Dimensions

Symbol	Dimensions (mm)	
	Minimum	Maximum
A	0.80	0.90
A1	0.90	1.00
b	0.25	0.35
D	1.20	1.40
E	2.50	2.70
E1	1.60	1.80
L	0.25	0.40
θ	0°	8°

Note: All dimensions are in millimeters and exclude mold flash and metal burr.

Tape and Reel Specification

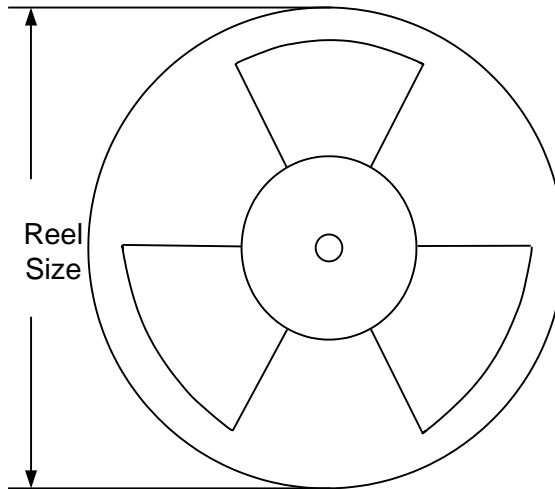
SOD-323 Taping Orientation



Dimensions In mm

Feeding direction →

Carrier Tape & Reel Specification for Packages



Package Types	Tape Width (mm)	Pocket Pitch(mm)	Reel Size (Inch)	Trailer * Length(mm)	Leader * Length (mm)	Qty per Reel (pcs)
SOD-323	8	4	7"	400	200	3000



Revision History

The revision history provided is for informational purpose only and is believed to be accurate, however, not warranted. Please make sure that you have the latest revision.

Revision Number	Revision Date	Description	Pages changed
0.9	05/10/2016	Initial Release	
1.0	05/10/2017	Production Release	

IMPORTANT NOTICE

- 1. Right to make changes.** Silergy and its subsidiaries (hereafter Silergy) reserve the right to change any information published in this document, including but not limited to circuitry, specification and/or product design, manufacturing or descriptions, at any time and without notice. This document supersedes and replaces all information supplied prior to the publication hereof. Buyers should obtain the latest relevant information before placing orders and should verify that such information is current and complete. All semiconductor products are sold subject to Silergy's standard terms and conditions of sale.
- 2. Applications.** Application examples that are described herein for any of these products are for illustrative purposes only. Silergy makes no representation or warranty that such applications will be suitable for the specified use without further testing or modification. Buyers are responsible for the design and operation of their applications and products using Silergy products. Silergy or its subsidiaries assume no liability for any application assistance or designs of customer products. It is customer's sole responsibility to determine whether the Silergy product is suitable and fit for the customer's applications and products planned. To minimize the risks associated with customer's products and applications, customer should provide adequate design and operating safeguards. Customer represents and agrees that it has all the necessary expertise to create and implement safeguards which anticipate dangerous consequences of failures, monitor failures and their consequences, lessen the likelihood of failures that might cause harm and take appropriate remedial actions. Silergy assumes no liability related to any default, damage, costs or problem in the customer's applications or products, or the application or use by customer's third-party buyers. Customer will fully indemnify Silergy, its subsidiaries, and their representatives against any damages arising out of the use of any Silergy components in safety-critical applications. It is also buyers' sole responsibility to warrant and guarantee that any intellectual property rights of a third party are not infringed upon when integrating Silergy products into any application. Silergy assumes no responsibility for any said applications or for any use of any circuitry other than circuitry entirely embodied in a Silergy product.
- 3. Limited warranty and liability.** Information furnished by Silergy in this document is believed to be accurate and reliable. However, Silergy makes no representation or warranty, expressed or implied, as to the accuracy or completeness of such information and shall have no liability for the consequences of use of such information. In no event shall Silergy be liable for any indirect, incidental, punitive, special or consequential damages, including but not limited to lost profits, lost savings, business interruption, costs related to the removal or replacement of any products or rework charges, whether or not such damages are based on tort or negligence, warranty, breach of contract or any other legal theory. Notwithstanding any damages that customer might incur for any reason whatsoever, Silergy' aggregate and cumulative liability towards customer for the products described herein shall be limited in accordance with the Standard Terms and Conditions of Sale of Silergy.
- 4. Suitability for use.** Customer acknowledges and agrees that it is solely responsible for compliance with all legal, regulatory and safety-related requirements concerning its products, and any use of Silergy components in its applications, notwithstanding any applications-related information or support that may be provided by Silergy. Silergy products are not designed, authorized or warranted to be suitable for use in life support, life-critical or safety-critical systems or equipment, nor in applications where failure or malfunction of an Silergy product can reasonably be expected to result in personal injury, death or severe property or environmental damage. Silergy assumes no liability for inclusion and/or use of Silergy products in such equipment or applications and therefore such inclusion and/or use is at the customer's own risk.
- 5. Terms and conditions of commercial sale.** Silergy products are sold subject to the standard terms and conditions of commercial sale, as published at <http://www.silergy.com/stdterms>, unless otherwise agreed in a valid written individual agreement specifically agreed to in writing by an authorized officer of Silergy. In case an individual agreement is concluded only the terms and conditions of the respective agreement shall apply. Silergy hereby expressly objects to and denies the application of any customer's general terms and conditions with regard to the purchase of Silergy products by the customer.
- 6. No offer to sell or license.** Nothing in this document may be interpreted or construed as an offer to sell products that is open for acceptance or the grant, conveyance or implication of any license under any copyrights, patents or other industrial or intellectual property rights. Silergy makes no representation or warranty that any license, either express or implied, is granted under any patent right, copyright, mask work right, or other intellectual property right. Information published by Silergy regarding third-party products or services does not constitute a license to use such products or services or a warranty or endorsement thereof. Use of such information may require a license from a third party under the patents or other intellectual property of the third party, or a license from Silergy under the patents or other intellectual property of Silergy.

For more information, please visit: www.silergy.com

© 2023 Silergy Corp.

All Rights Reserved.