





INDUSTRIAL DESIGNS



Q3 2024

www.silergy.com



“

Silergy Corp was founded in 2008 and completed its IPO in 2013. By pursuing technology innovation and global expansion, Silergy has become the performance leader in the analog IC industry with annual growth rate of over 30% in the past 10 years.

The main products include: DC/DC, AC/DC, PMIC, LED lighting, BMS, light sensor, motor driver, audio power amplifier, power module, protection switch, Energy measurement, metering and signal chains solutions.

Silergy has the industry-leading process technology to design innovative mixed-signal and analog IC. Our products are widely used in automotive, industrial, consumer, computing and telecom equipment. We have always been committed to providing our customers with better performance and higher reliability analog IC.

”

INDUSTRIAL DESIGNS
SILERGY

IMPORTANT NOTICE

Right to make changes. Silergy and its subsidiaries (hereafter Silergy) reserve the right to change any information published in this document, including but not limited to circuitry, specification and/or product design, manufacturing or descriptions, at any time and without notice. This document supersedes and replaces all information supplied prior to the publication hereof. Buyers should obtain the latest relevant information before placing orders and should verify that such information is current and complete. All semiconductor products are sold subject to Silergy's standard terms and conditions of sale.

Applications. Application examples that are described herein for any of these products are for illustrative purposes only. Silergy makes no representation or warranty that such applications will be suitable for the specified use without further testing or modification. Buyers are responsible for the design and operation of their applications and products using Silergy products. Silergy or its subsidiaries assume no liability for any application assistance or designs of customer products. It is customer's sole responsibility to determine whether the Silergy product is suitable and fit for the customer's applications and products planned. To minimize the risks associated with customer's products and applications, customer should provide adequate design and operating safeguards. Customer represents and agrees that it has all the necessary expertise to create and implement safeguards which anticipate dangerous consequences of failures, monitor failures and their consequences, lessen the likelihood of failures that might cause harm and take appropriate remedial actions. Silergy assumes no liability related to any default, damage, costs or problem in the customer's applications or products, or the application or use by customer's third-party buyers. Customer will fully indemnify Silergy, its subsidiaries, and their representatives against any damages arising out of the use of any Silergy components in safety-critical applications. It is also buyers' sole responsibility to warrant and guarantee that any intellectual property rights of a third party are not infringed upon when integrating Silergy products into any application. Silergy assumes no responsibility for any said applications or for any use of any circuitry other than circuitry entirely embodied in a Silergy product.

Limited warranty and liability. Information furnished by Silergy in this document is believed to be accurate and reliable. However, Silergy makes no representation or warranty, expressed or implied, as to the accuracy or completeness of such information and shall have no liability for the consequences of use of such information. In no event shall Silergy be liable for any indirect, incidental, punitive, special or consequential damages, including but not limited to lost profits, lost savings, business interruption, costs related to the removal or replacement of any products or rework charges, whether or not such damages are based on tort or negligence, warranty, breach of contract or any other legal theory. Notwithstanding any damages that customer might incur for any reason whatsoever, Silergy' aggregate and cumulative liability towards customer for the products described herein shall be limited in accordance with the Standard Terms and Conditions of Sale of Silergy.

Suitability for use. Customer acknowledges and agrees that it is solely responsible for compliance with all legal, regulatory and safety-related requirements concerning its products, and any use of Silergy components in its applications, notwithstanding any applications-related information or support that may be provided by Silergy. Silergy products are not designed, authorized or warranted to be suitable for use in life support, life-critical or safety-critical systems or equipment, nor in applications where failure or malfunction of an Silergy product can reasonably be expected to result in personal injury, death or severe property or environmental damage. Silergy assumes no liability for inclusion and/or use of Silergy products in such equipment or applications and therefore such inclusion and/or use is at the customer's own risk.

Terms and conditions of commercial sale. Silergy products are sold subject to the standard terms and conditions of commercial sale, as published at <http://www.silergy.com/stdterms>, unless otherwise agreed in a valid written individual agreement specifically agreed to in writing by an authorized officer of Silergy. In case an individual agreement is concluded only the terms and conditions of the respective agreement shall apply. Silergy hereby expressly objects to and denies the application of any customer's general terms and conditions with regard to the purchase of Silergy products by the customer.

No offer to sell or license. Nothing in this document may be interpreted or construed as an offer to sell products that is open for acceptance or the grant, conveyance or implication of any license under any copyrights, patents or other industrial or intellectual property rights. Silergy makes no representation or warranty that any license, either express or implied, is granted under any patent right, copyright, mask work right, or other intellectual property right. Information published by Silergy regarding third-party products or services does not constitute a license to use such products or services or a warranty or endorsement thereof. Use of such information may require a license from a third party under the patents or other intellectual property of the third party, or a license from Silergy under the patents or other intellectual property of Silergy.

For more information, please visit: www.silergy.com

Catalog

01 DC/DC

Single Output Step Down (Buck) Converter V_{IN} Max < 7V	6
Single Output Step Down (Buck) Converter V_{IN} Max > 7V	6-7
Single Output Step Up (Boost) Converter (Low Voltage)	7
Single Output Step Up (Boost) Converter (High Voltage)	8
DC/DC PWM Controller (External Switch)	8
Power Stage DrMOS	8
Multiphase Controller	8
LDO Regulator	9
Protection Switch	9
Hotswap ORing	10
Supervisor& Reset IC	10
Charge Pump	10

02 Power Module

5V Bus Buck Module	11
12V Bus Buck Module	12
Power Block	12
HV Bus Buck Module	12
Non-isolated Module	13
Isolated Module	13

03 PMIC

Power Storage and Release PMIC	14
Low Voltage Multiphase PMIC	14

Catalog

04 Auxiliary Power Supply

High Voltage AC/DC Auxiliary Power Supply (Buck/Flyback)	15
AC/DC High Frequency QR Flyback Controller for Industrial Auxiliary Power Supply	15
Isolated DC/DC Auxiliary Power Supply	15
IEEE 802.3 af/at/bt-Compatible PoE PD Interface with DCDC Converter	16
High Voltage Synchronous Buck Controller	16
Auxiliary Power Supply (Boost/Flyback Controller)	16

05 Advanced System Solutions

Gate Driver	17
Light Sensor	28
Current Sense Amplifier	19
Power Monitor	20
Temperature Sensor	20
Data Converter	21
Voltage Reference	22
Timing & Clock	23
Digital Power Controller	24
ESD	25-28

06 SOC

Energy Measurement	30-31
Electricity Metering	32-34

Single Output Step Down (Buck) Converter, V_{IN} Max < 7V (Temp Range -40°C to 125°C)

Part Number	V_{IN}		I_{OUT} (Max) (A)	f_{SW} (MHz)	V_{OUT} (Min) (V)	V_{REF} Accuracy	Quiescent Current (μ A)	MOSFET (R_{on} H/L) (m Ω)	SST	Temp Range	PG	Output Discharge	Feature/ Special Function	Package
	Min (V)	Max (V)												
SY26012ART	2.5	5.5	2	1.5	0.6	$\pm 1.5\%$	21	45/35	600 μ s Internal	-40°C to 125°C		v	PFM, Hic-cup SCP	SOT563
SY26002QWC	2.75	5.5	3	1.5	0.6	$\pm 2.0\%$		85/50	External	-40°C to 125°C		v	CCM, Hic-cup SCP	QFN1.5 \times 1.5-7
SY26003SYD	2.5	6	3	2.4	0.8	$\pm 1.5\%$	23	31/23	0.8ms Internal	-40°C to 125°C	v	v	Hic-cup SCP	DFN2 \times 2-7
SY26004SYD	2.5	5.5	3	2.2	0.6	$\pm 1.0\%$	21	38/30	2ms Internal	-40°C to 125°C	v	v	PFM, Hic-cup SCP	DFN1.5 \times 1.5
SY26006SYD	2.5	5.5	4	2.2	0.6	$\pm 1.0\%$	21	38/30	2ms Internal	-40°C to 125°C	v	v	PFM, Hic-cup SCP	DFN1.5 \times 1.5
SY26083DQD	2.5	6	4	2.4	0.6	$\pm 1.5\%$	23	25/17	0.8ms Internal	-40°C to 125°C	v	v	Hic-cup SCP	DFN2 \times 2-7
SY26084DQD	2.5	6	6	1	0.6	$\pm 1.5\%$	23	22/12	0.8ms Internal	-40°C to 125°C	v	v	Hic-cup SCP	DFN2 \times 2-7
SY26016QDC	2.95	6	6	0.2~2	0.6	$\pm 1.0\%$		12/12	External	-40°C to 125°C	v		CCM, External COMP, Hic-cup SCP	QFN3 \times 3-16
SY26056WEQ	0.8	6	6	0.6/1	0.4	$\pm 1.0\%$		18/10	1.6ms Internal	-40°C to 125°C	v	v	PFM or FCCM Hic-cup SCP	QFN3.5 \times 4-20

Single Output Step Down (Buck) Converter, V_{IN} Max > 7V (Temp Range -40°C to 125°C)

Part Number	V_{IN}		I_{OUT} (Max) (A)	f_{SW} (MHz)	V_{OUT} (Min) (V)	V_{REF} Accuracy	Quiescent Current (μ A)	MOSFET (R_{on} H/L) (m Ω)	SST	Temp Range	PG	Output Discharge	Feature/ Special Function	Package
	Min (V)	Max (V)												
SY26406SXC	7	100	0.6	0.2~1	1.225	$\pm 2.0\%$	/	500/285	2ms Internal	-40°C to 125°C			FCCM, Programmable Switching Frequency Range: 200kHz ~600kHz	DFN4 \times 4-8
SY26406FCC	7	100	0.6	0.2~0.6	1.225	$\pm 2.0\%$	/	500/285	2ms Internal	-40°C to 125°C			FCCM, Programmable Switching Frequency Range: 200kHz ~600kHz	SO8E
SY26407FCC	7	100	1	0.2~0.6	1.225	$\pm 2.0\%$	/	500/240	Internal	-40°C to 125°C			Programmable Switching Frequency Range: 200kHz ~600kHz	SO8E
SY26420FCC	4.5	60	2	0.1~1	0.8	$\pm 1.5\%$	100	175/	2ms Internal	-40°C to 125°C	v		Hic-cup SCP	SO8E
SY26230AIC	4.5	30	3	0.5~2.5	0.6	$\pm 3\%$	19	110/70	1ms Internal	-40°C to 125°C			Hic-cup SCP	TSOT23-8
SY26335FCA	4.2	40	3.5	0.3~2.2	0.6	$\pm 2.0\%$	18	115/80	1ms Internal	-40°C to 105°C	v		Hic-cup SCP	SO8E
SQ27693FCP	4.5	60	3.5	0.1~2.5	0.8	$\pm 1.0\%$	152	95/	2ms Internal	-40°C to 125°C			Accurate Feedback Set Point: 0.8V $\pm 1\%$ from -40°C to 125°C	SO8E
SY26103RHQ	5.2	18	4	2	0.6	$\pm 1.83\%$	75	50/25	Programmable	-40°C to 125°C	v		Programmable Soft-start	QFN2.5 \times 2.5 -16
SY26136RAC	4	23	6	0.6	0.6	$\pm 1.0\%$	120	38/19	1.3ms Internal		v	v	Power Good Indicator, Hic-cup SCP, PFM/PWM	QFN3 \times 3-20
SY26106BWYQ	2.85	16	6	0.66/ 1.1/2.2	0.9	$\pm 1.0\%$	850	22.1/8.1	Programmable	-40°C to 125°C	v	v	Programmable Valley Current Limit & Soft-start, Latch-off Protection, PFM/FCCM	QFN2 \times 3-14

Single Output Step Down (Buck) Converter, V_{IN} Max >7V (Temp Range -40°C to 125°C)

Part Number	V_{IN} Min (V)	V_{IN} Max (V)	I_{OUT} (Max) (A)	f_{SW} (MHz)	V_{OUT} (Min) (V)	V_{REF} Accuracy	Quiescent Current (μ A)	MOSFET (Ron H/L) (m Ω)	SST	Temp Range	PG	Output Discharge	Feature/ Special Function	Package
SY26105BWYQ	2.85	16	6	0.66/ 1.1/2.2	0.6	$\pm 1.0\%$	850	22.1/8.1	Programmable	-40°C to 125°C	\checkmark	\checkmark	Programmable Valley Current Limit & Soft-start, Hic-cup Protection, PFM/FCCM	QFN2 \times 3-14
SY26138RAC	4	23	8	0.6	0.6	$\pm 1.0\%$	120	22/11	1.1ms Internal		\checkmark	\checkmark	Power Good Indicator, Hic-cup SCP, PFM/PWM	QFN3 \times 3-20
SY26147WZQ	4.5	17	12	0.4/0.8 /1.2	0.6	$\pm 1.0\%$	600	9.8/4.5	Internal & Adjustable	-40°C to 125°C	\checkmark	\checkmark	Power Good Indicator, pre-bias startup, FCCM/PFM	QFN3.5 \times 3.5-18
SY26112VDC	2.7	16	12	0.6/0.8 /1.0	0.6	$\pm 1.0\%$	650	12.6/4.3	Internal & Adjustable	-40°C to 125°C	\checkmark	\checkmark	Remote sense, seamless ILMT, pre-bias startup, FCCM/PFM	QFN3 \times 4-19
NEW														
SY26169TXQ	2.7	16	12	0.6/0.8 /1.0	0.6	$\pm 1.0\%$	650	13.3/3.8	Internal & Adjustable	-40°C to 125°C	\checkmark	\checkmark	Remote sense, seamless ILMT, pre-bias startup, Ultra fast load transient, OSM, Output tracking	QFN3 \times 4-21
SY26172TXQ	2.7	16	12	0.6/0.8 /1.0	0.6	$\pm 1.0\%$	650	12.6/4.3	Internal & Adjustable	-40°C to 125°C	\checkmark	\checkmark	Remote sense, seamless ILMT, pre-bias startup	QFN3 \times 4-21
NEW														
SY26171TXQ	2.7	16	20	0.6/0.8 /1.0	0.6	$\pm 1.0\%$	650	8.6/2.5	Internal & Adjustable	-40°C to 125°C	\checkmark	\checkmark	Remote sense, seamless ILMT, pre-bias startup, Ultra fast load transient, OSM, Output tracking	QFN3 \times 4-21
SY26120VDC	2.9	16	20	0.6/0.8 /1.0	0.6	$\pm 1.0\%$	550	7.5/2.4	Internal & Adjustable	-40°C to 125°C	\checkmark	\checkmark	Remote sense, seamless ILMT, pre-bias startup, FCCM/PFM	QFN3 \times 4-19
SY26180TXQ	2.9	16	20	0.6/0.8 /1.0	0.6	$\pm 1.0\%$	550	7.5/2.4	Internal & Adjustable	-40°C to 125°C	\checkmark	\checkmark	Remote sense, seamless ILMT, pre-bias startup, FCCM/PFM	QFN3 \times 4-21
SY26190VDQ	2.9	16	20	0.6/0.8 /1.0	0.6	$\pm 1.0\%$	550	8.6/2.5	Internal & Adjustable	-40°C to 125°C	\checkmark	\checkmark	Remote sense, seamless ILMT, pre-bias startup, FCCM/PFM	QFN3 \times 4-19
SY26190TXQ	2.9	16	20	0.6/0.8 /1.0	0.6	$\pm 1.0\%$	550	8.6/2.5	Internal & Adjustable	-40°C to 125°C	\checkmark	\checkmark	Remote sense, seamless ILMT, pre-bias startup, FCCM/PFM	QFN3 \times 4-21
SY26132NIG	3	16	15/ per phase	0.4~ 1.8	0.4	$\pm 1.0\%$ (Vref \geq 600mV)	4000	9/4	Adjustable	-40°C to 125°C	\checkmark	\checkmark	Stackable Dual Phase Synchronous Step-down Converter, PMBus Compatible Interface, Black-Box Function	LGA6 \times 6-42
SY26613QDQ (Controller)	4.5	19	/	0.5	0.6	$\pm 1.0\%$	1mA (max.)	/	Programmable	-40°C to 125°C	\checkmark	\checkmark	Programmable Soft-start/ Switching frequency/Over current limit, USM or FCCM	QFN3 \times 3-16

Single Output Step Up (Boost) Converter (Low Voltage) (Temp Range -40°C to 125°C)

Part Number	V_{IN} Min (V)	V_{IN} Max (V)	I_{LM} (A)	f_{SW} (MHz)	V_{OUT} (max) (V)	Sync Boost	V_{REF} Accuracy	Input Quiescent Current (μ A)	MOSFET (Ron Main/Sync) (m Ω)	Feature/ Special Function	Package
SY26522ABC	0.98	5.5	2	1	5.5	Y	1.2V \pm 1.5%	0.7	100/170	Auto Bypass Mode When $V_{IN} \geq V_{OUT}$, OVP	SOT23-6
SY26501QDQ	2.8	5.5	0.68	0.85	70	N	external	500	600	2.5mA Precision Protection APD Bias, Dual-Gain Track/Hold Current Mirror	QFN3 \times 3-16

Single Output Step Up (Boost) Converter (High Voltage) (Temp Range -40°C to 125°C)

Part Number	V _{IN}		I _{OUT} (max) (A)	f _{sw} (MHz)	V _{OUT} (max) (V)	Sync Boost	V _{REF} Accuracy	Input Quiescent Current (μA)	MOSFET(Ron Main/Sync) (mΩ)	Feature/ Special Function	Package
	Min (V)	Max (V)									
SY26532ABC	3	30	2	1	33	N	0.6V±3%	100	200/-	Internal SS/Comp	SOT23-6
SY26512ARAC	2.9	16	10	0.4~2	16	Y	1V±2%	200	10/20	PFM/PWM Light Load Operation Mode, OVP, Programmable Switching Frequency: 0.4~2MHz, Programmable I _{LIM} : 2~10A	QFN3×3-20
SY26533ABC	3	30	0.6	1	33	N	1.24V±2%	100	400/-	Internal SS/Comp	SOT23-6

DC-DC PWM Controller (External Switch) (Temp Range -40°C to 125°C)

Part Number	V _{IN} (min) (V)	V _{IN} (max) (V)	f _{sw} (MHz)	V _{REF} Accuracy	Quiescent Current (μA)	Temp Range	Feature/ Special Function	Package
SY26612AFHC	3	25	0.3	1V±8%	130	-40°C to 125°C	Current mode DC/DC controller targeted for both Boost and SEPIC applications with DC Output Current Limit	SSOP10

Power Stage DrMOS (Temp Range -40°C to 125°C)

Part Number	Package	VCC/VDRV Supply Voltage (V)	V _{IN} (V)	Continuous Output Current (A)	IMON Output Type	Overall IMON Accuracy	REFIN Range (V)	f _{sw} (kHz)	Temp Range	Features
SY26663XBQ	QFN5×6-41	5	5~16	70	Voltage Output	±5%	1~2	250~1000	-40°C to 125°C	16V, 70A co-package DrMOS
NEW										
SY26670NGG	LGA5×6-41	3.3	5~16	70	Current Type	±5%	1~1.4	200~2000	-40°C to 125°C	16V, 70A DrMOS

Multiphase Controller (Temp Range -40°C to 125°C)

Part Number	Package	Number of Output Rail	Number of Phases	Supply Voltage (V)	f _{sw} (kHz)	Interfaces	Temp Range	Typical Application	Features
SY26616QJQ	QFN7×7-48	1	6	3.3	300-1000	PMBus	-40°C to 125°C	ASIC, Networking, ASSP	Ripple-based COT control with built-in flexible loop compensation, single rail 6 phase digital controller
NEW									
SQ51202QJQ	QFN7×7-48	1	6	3.3	300-1200	PMBus	-40°C to 125°C	ASIC, Networking, ASSP	Ripple-based COT control with built-in flexible loop compensation, single rail 6 phase digital controller, enhanced version
NEW									
SQ51225QJQ	QFN7×7-48	2	N+M≤5 (M≤2)	5	300-2000	PMBus AVSBus	-40°C to 125°C	ASIC, Networking, ASSP	Ripple-based COT control with built-in flexible loop compensation, dual rail, phases with N+M≤5 (M≤2) digital controller

LDO Regulator(Temp Range -40°C to 125°C)

Part Number	V _{IN} (min) (V)	V _{IN} (max) (V)	Output Voltage Range (V)	I _{OUT} (A)	V _{FB} / V _{ADJ}	V _{FB} /V _{ADJ} Accuracy	PSRR	Dropout Voltage (mV)	Temp Range	Function	Package
SY20736DED	2.5	30	Adjustable	0.15	0.6	±2%	50dB@1kHz	150	-40°C to 125°C	LDO Regulator	DFN2x2-6
SY20737HDGD	4	36	Adjustable	0.5	1.235	±1%	60dB @1kHz	500	-40°C to 125°C	LDO Regulator	DFN2x3-8
SY20773DSD	1.6	5.5	Adjustable	1	1	±5%	-60dB@1kHz	320mV@V _{OUT} =1.5V 180mV@V _{OUT} =2.8V	-40°C to 125°C	LDO Regulator Current Limiting Protection	DFN3x3-6
SY20739FCC	1.5	6	Adjustable	2	0.5	±2%	30dB@100kHz	400mV@2A	-40°C to 125°C	2A LDO with Enable	SO8E
SY20739DAC	1.5	6	Adjustable	2	0.5	±2%	30dB@100kHz	400mV@2A	-40°C to 125°C	2A LDO with Enable	DFN3x3-8
SY20775BTDD	2.375	3.5	Adjustable	2				/	-40°C to 125°C	Sink and Source DDR Termination Regulator	DFN2x2-10
SY20787MAB	3	18	Adjustable	3	1.24	±2%	30dB @100kHz	480	-40°C to 125°C	LDO Regulator	TO263-5
SY20775DBD	2.375	3.5	Adjustable	3				/	-40°C to 125°C	Sink and Source DDR Termination Regulator	DFN3x3-10

Protection Switch(Temp Range -40°C to 125°C)

Part Number	Package	Enable Logic	OC	OVP	Output Clamp	Output Discharge	No. of Channels	V _{IN} (V)	I _{OUT} (A)	R _{DS(ON)}	Special Function
SY28846AQSC	QFN3x4-20	H	Y	Y		N	1	2.7~18	0.6~5.3	42mΩ	Output Reverse Blocking
SY28846BQSQ	QFN3x4-20	H	Y	Y		N	1	2.7~18	0.6~5.3	42mΩ	4ms Fault Timer Then Shutoff
SY28892ZDEC	DFN2x2-6	H	Y	N		Y	1	2.5~5.5	2	65mΩ	Output Discharge at Shutdown Reverse Blocking, Fast OCP, OCB Indicator
SQ24201EDED	DFN2×2-6	H	Y	N		Y	1	2.5~5.5	0~2	65mΩ	Programmable Current Limit, Fast Reverse Recovery, OCB Indicator
SY28815BDBC	DFN3x3-10	H	Y	Y	Y	Y	1	2.5~18	1A/2A	40mΩ	2 Level Current Limit (1.4A/2.75A), Prog.SS, Selectable Input /Clamping Voltage Range
SY28815CDBC	DFN3x3-10	H	Y	Y	Y	Y	1	2.5~18	5	40mΩ	Fixed Current Limit, Prog.SS,3.3V/5V Selectable Power Rail with 2.4V UVLO
SY28482LTLQ	QFN2x2-12	H	Y	N		Y	1	2.5~16	5	30mΩ	Blocking FET Control, Programmable OUT Slew Rate Built-in Thermal Shutdown and Latch-off
NEW											Adjustable Current Limit
SQ24802KDFD	DFN2x2-8	H	Y	Y	Y	N	1	4.2~16	0~5	31mΩ	Adjustable Output Slew Rate Control Overtemperature/Overvoltage Protection
NEW											Adjustable Current Limit
SQ24802K1DFD	DFN2x2-8	H	Y	Y	Y	N	1	4.2~16	0~5	31mΩ	Adjustable Output Slew Rate Control Overtemperature/Overvoltage Protection
SY28826DUC	DFN3x2-14	H	N	N		Y	2	0.8~5.5	6	18mΩ	Dual-channel, Programmable Soft-start Time
SY28810ADHC	DFN2x3-10	H	N	N		Y	1	0.6~5.5	10	2.8mΩ	Controlled and Adjustable Slew Rate, Power Good Indicator
SY28481DCD	DFN3x3-12	H	Y	N		Y	1	0.5~13.5	0~24	4.1mΩ	Advanced Controller with Charge Pump Controlled and Adjustable Slew Rate, Load Bleed (Quick Discharge)
NEW											Advanced Controller with Charge Pump
SY28481BDCD	DFN3x3-12	H	Y	N		Y	1	3~24	0~10	5.2mΩ	Programmable Soft Start Time Fault Detection with Power Good Output

Protection Switch (Temp Range -40°C to 125°C)

Part Number	Package	Enable Logic	OCP	OVP	Output Clamp	Output Discharge	No. of Channels	V _{IN} (V)	I _{OUT} (A)	R _{DS(ON)}	Special Function
NEW											
SY28481CDCD	DFN3x3-12	H	Y	N		Y	1	3~24	0~20	3.8mΩ	Advanced Controller with Charge Pump Programmable Soft Start Time Fault Detection with Power Good Output
SY28480QEQ	QFN5×5-32	H	Y	N	N	Y, V _{ON} <1.2V	1	4.5~18	0~50	0.76mΩ	Current Monitor, Auto Retry for Fault Response, 80A SCP Threshold, Adjustable Slew Rate Control/ Current Limit/Over Current Alert Output
NEW											
SY28480BQEQ	QFN5×5-32	H	Y	N	N	Y, 0.8V<V _{ON} <1.2V	1	4.5~18	0~50	0.76mΩ	Current Monitor, Latch off for Fault Response, 100A SCP Threshold Adjustable Slew Rate Control/ Current Limit/Over Current Alert Output

Hotswap ORing (Temp Range -40°C to 125°C)

Part Number	Package	Enable Logic	OCP	OVP	No. of Channels	V _{IN} (V)	V _{OUT} (V)	Temp Range	Special Function
SY28901HKC	TSSOP16	Y	Y	Y	1	-10~ -200	0~ -80	-40°C to 125°C	Integrated ORing Controller, Dual Hot Swap Gate Driver
SY28902FBC	MSOP10	/	/	/	1	1.5~60	0~60	-40°C to 125°C	IEEE802.3bt PD Interface Controller
SY28902BDBD	DFN3x3-10	/	/	/	1	1.5~60	0~60	-40°C to 125°C	IEEE 802.3af/at-compliant PD Interface Controller
SY28903FBP	MSOP10	H	Y		1	2.5~18	0~18	-40°C to 125°C	Power Limiting Hotswap Controller/Fault Timer/ UV Threshold/Programmable FET SOA Protection

Supervisor & Reset ICs (Temp Range -40°C to 125°C)

Part Number	Package	Number of Supplies Monitored	Output Driver/ Reset Output	Threshold Voltage (V)	Delay Time (ms)	Reset Threshold Accuracy	Quiescent Current (μA)	Temp Range	Features
SY28637ADTD	DFN1.45×1-6	1	Active high, Push-pull	Adjustable	Programmable	±1%	9	-40°C to 125°C	EN ON delay time programmable
SY28637EDTD	DFN1.45×1-6	1	Active high, open drain	Adjustable	Programmable	±1%	9	-40°C to 125°C	EN ON delay time programmable
SY28637FDTD	DFN1.45×1-6	1	Active high, open drain	Adjustable	Programmable	±1%	9	-40°C to 125°C	200ns EN ON delay time

Charge Pump (Temp Range -40°C to 125°C)

Part Number	Package	Enable Logic	V _{IN} (V)	V _{OUT} (V)	No. of Channels	Quiescent Current (mA)	I _{OUT} (A)	f _{SW} (kHz)	Temp Range	Features
SY20749VLQ	QFN1.4×1.8-10	H	2.3~5.5	-VIN	2	1.2	0.2	500	-40°C to 125°C	Negative Charge Pump and Adjustable Regulator

5V Bus Buck Module(Temp Range -40°C to 125°C)

Part Number	V _{IN} (Min) (V)	V _{IN} (Max) (V)	I _{OUT} (Max) (A)	F _{SW} (MHz)	Output Voltage (V)	V _{FB} Accuracy	Efficiency @ full load	Features	Package	Height (Max)(mm)
SY20611RCC	2.5	5.5	1.2	3	Adjustable	±2%	79% @ 3.3V _{IN} , 1.8V _{OUT}	PFM	QFN2.5×2-8	1.15
SY20621BAEE	2.5	5.5	2	2.4	Adjustable	±1.5%	87% @ 3.3V _{IN} , 1.8V _{OUT}	PFM	MDFN1.9×1.75-6	1.08
SQ76002CAEE	2.5	5.5	2	2.4	Adjustable	±1.5%	87% @ 3.3V _{IN} , 1.8V _{OUT}	FCCM	MDFN1.9×1.75-6	1.08
SY20621DAAE	2.5	6	2	2.4	Adjustable	±1.5%	89% @ 3.3V _{IN} , 1.8V _{OUT}	FCCM	MDFN2.5×2-10	1.08
SY20621DAAE	2.5	6	3	2.4	Adjustable	±1.5%	85% @ 3.3V _{IN} , 1.8V _{OUT}	FCCM	MDFN2.5X2-10	1.08
SY20623DAAE	2.5	6	3	2.4	Adjustable	±1%	89% @ 3.3V _{IN} , 1.8V _{OUT}	FCCM	MDFN2.5×2-10	1.22
SY20623EAAE	2.5	6	3	2.4	Adjustable	±1%	89% @ 3.3V _{IN} , 1.8V _{OUT}	PFM	MDFN2.5×2-10	1.22
SQ76004BAKE	2.5	6	4	2.4	Adjustable	±1%	86% @ 3.3V _{IN} , 1.8V _{OUT}	FCCM	QFN2.5×2.5-10	1.22
SQ76825DABE	2.7	5.5	6	1.5	Adjustable, Default: 0V	±1%	83% @ 3.3V _{IN} , 1V _{OUT}	I ² C	MQFN3×4-16	1.8
SQ76006B1AIE	2.85	7	6	1.1	Adjustable	±1.5%	88% @ 3.3V _{IN} , 1.8V _{OUT}	PFM&FCC M	MQFN3x3-19	1.5
SQ76020AFE	2.75	5.5	20	3.4	Adjustable, Default: 0V	±1%	79.8% @ 3.3V _{IN} , 0.95V _{OUT}	FCCM	MQFN5×6-24	1.8

12V Bus Buck Module(Temp Range -40°C to 125°C)

Part Number	V _{IN} (Min) (V)	V _{IN} (Max) (V)	I _{OUT} (Max) (A)	F _{SW} (MHz)	Output Voltage (V)	V _{FB} Accuracy	Efficiency @ full load	Features	Package	Height (Max)(mm)
SY20653C1ACE	4.7	18	3	2	Adjustable	±1%	85% @ 12V _{IN} , 3.3V _{OUT}	FCCM	QFN3×2.8-8	1.5
SY20653D1ACE	4.7	15	3	2	Adjustable	±1%	85% @ 12V _{IN} , 3.3V _{OUT}	PFM	QFN3×2.8-8	1.5
SQ76106BAIE	2.85	16	6@0.6- 3.3V	1.1	Adjustable	±1%	90% @ 12V _{IN} , 3.3V _{OUT}	PFM&FCCM	MQFN3x3-19	1.7
			5@above 3.3V							
SY21715BADE	2.9	16	15	Adj	Adjustable	±1%	90.7% @ 12V _{IN} , 3.3V _{OUT}	PFM&FCCM	MQFN5×5-32	2.8

Power Block (DrMos + Inductor) (Temp Range -40°C to 125°C)

Part Number	V _{IN} (Min) (V)	V _{IN} (Max) (V)	I _{OUT} (Max) (A)	F _{SW} (MHz)	Output Voltage (V)	Efficiency @ full load	Package	Height (Max)(mm)
SY20632AQM	5	16	30	Adjustable	Adjustable	86.8% @ 12V _{IN} , 1V _{OUT}	MLGA7×8-48	3.98
SQ75230ASM	3	16	80	Adjustable	Adjustable	87.3% @ 12V _{IN} , 1V _{OUT}	MLGA11×9-72	4

HV Bus Buck Module (Temp Range -40°C to 125°C)

Part Number	V _{IN} (Min) (V)	V _{IN} (Max) (V)	I _{OUT} (Max) (A)	F _{SW} (MHz)	Output Voltage (V)	V _{FB} Accuracy	Efficiency @ full load	Features	Package	Height (Max)(mm)
SQ76401AAOE	4.2	36	1	2.1	Adjustable	±1%	TBD	PFM	MQFN2.5×3-10	1.65

Non-isolated Module (Temp Range -40°C to 125°C)

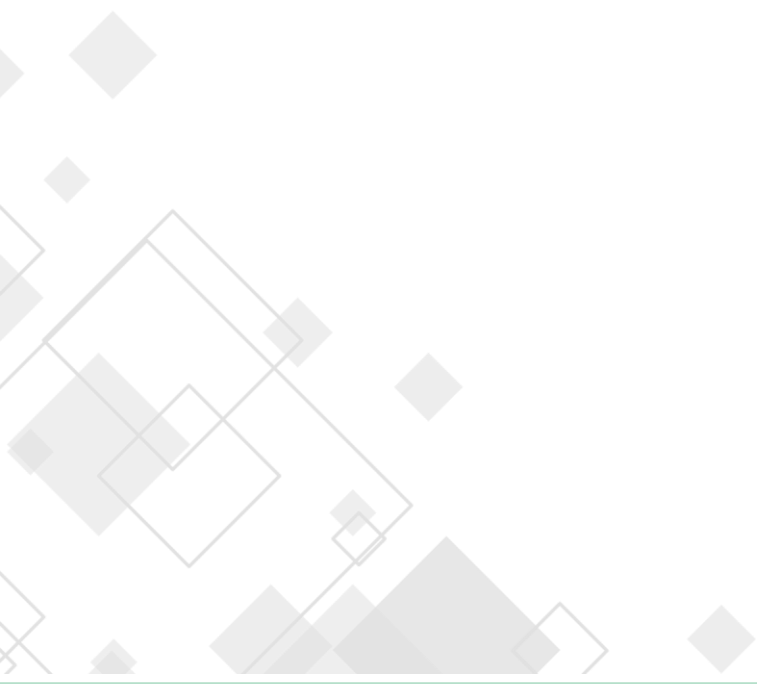
Part Number	V _{IN} (Min) (V)	V _{IN} (Max) (V)	I _{OUT} (Max) (A)	F _{SW} (MHz)	Output Voltage (V)	V _{FB} Accuracy	Efficiency @ full load	Features	Package	Height (Max)(mm)
SQ74001AHE	2.65	5.5	1.5	1	3.3	±1.5%	83.6% @ 3.3V _{IN} , 3.3V _{OUT}	Buck/Boost	MQFN2.1×3-13	1.12

Isolated Module (Temp Range -40°C to 125°C)

Part Number	V _{IN} (Min) (V)	V _{IN} (Max) (V)	I _{OUT} (Max) (A)	F _{SW} (MHz)	Output Voltage (V)	V _{FB} Accuracy	Efficiency @ full load	Features	Package	Height (Max)(mm)
SQ79002AJE	4.5	14	0.2	1.6	5	-	65% @ 5V _{IN} , 5V _{OUT}	3kV DC Hipot	MQFN4*5.5-14	4.05

Low Voltage Multiphase PMIC (Temp Range -40°C to 125°C)

Part Number	Operating Voltage	Numbers of Phase	Output Current	Output Voltage	Package	Features	Operation Temperature	Typical Applications
SY21525AVCS	2.5~5.5V	4	20A	0.3V~1.85V	WLCSP 2.66x3.89-54	5A per Phase, Single Output 4-Phase total 20A Output Current Capability; Supports Phase Shedding	-40°C to 125°C	Industrial MPU Power
SY21525BVCS	2.5~5.5V	4	5A/Channel	0.45V~2.0V	WLCSP 2.66x3.89-54	Quad Output 1+1+1+1, 5A Per Phase Output Current Capability	-40°C to 125°C	Industrial MPU Power



High Voltage AC/DC Auxiliary Power Supply (Buck/Flyback) (Temp Range -40°C to 125°C)

Partnumber	V _{VCC} (min) (V)	V _{VCC} (max) (V)	f _{SW} (kHz)	V _{REF} Accuracy	I _{D_MAX} (mA)	Temp Range	Feature/ Special Function	Package
SY26741FHP	4.5	25.5	60	1.2V±2%	360	-40°C to 125°C	Peak current mode Buck/Flyback switcher integrated 800V power MOS	SSOP10
SQ38343FHP	4.5	25.5	120	1.2V±2%	590	-40°C to 125°C	Peak current mode Buck/Flyback switcher integrated 800V power MOS	SSOP10

AC/DC High Frequency QR Flyback Controller for Industrial Auxiliary Power Supply

Partnumber	Function	Operation Mode	Max Frequency	HV Startup	OCP Protection	OVP Protection	UVP Protection	BO/BI	X-cap Discharge	External OTP Protection	Package
NEW											
SQ33020FVP	QR SSR Flyback Controller with Valley Lock	QR	500kHz	YES	YES	YES	YES	YES	YES	YES	SSOP10

Isolated DC/DC Auxiliary Power Supply (Temp Range -40°C to 125°C)

Partnumber	V _{IN} (min) (V)	V _{IN} (max) (V)	f _{SW} (MHz)	V _{REF} Accuracy	MOSFET (BV & Ron)	Temp Range	Feature/ Special Function	Package
SY26715BSXD	10.5	75	1	2.50V±2%	200V/1.4Ω	-40°C to 125°C	Programmable Switching Frequency Input Under voltage and Over voltage Detectors Internal Cycle by Cycle Current Limit VCC OVP P _{OUT_Max} : 6W	DFN 4*4-8
SY26713AFAP	10.5	75	0.9	2.50V±2%	200V/1.4Ω	-40°C to 125°C	Programmable Switching Frequency Input Under voltage and Over voltage Detectors Internal Cycle by Cycle Current Limit VCC OVP P _{OUT_Max} : 6W	SO8
SY26765IGD	10.5	75	0.4 or 0.8	1.20V±2%	180V/0.65Ω	-40°C to 125°C	Programmable Switching Frequency (PSR/SSR) Input Under voltage Detector Internal Cycle by Cycle Current Limit VCC OVP, OLP, SCP, OTP P _{OUT_Max} : 20W	DFN 5*6-8
SY26625QCC	15	75	1	5V±2%	NA	-40°C to 125°C	Integrated 120V High Voltage Startup Circuit Programmable Oscillator with a 1MHz Maximum Frequency Support Voltage Mode Control and Peak Current Mode Control Cycle by Cycle Peak Current Limiting OCP, SCP, OTP	QFN4x4-24

IEEE 802.3 af/at/bt-Compatible PoE PD Interface with DCDC Converter (Temp Range -40°C to 125°C)

Partnumber	V _{IN} (min) (V)	V _{IN} (max) (V)	f _{SW} (KHz)	V _{REF} Accuracy	MOSFET (BV & Ron)	Temp Range	Feature/ Special Function	Package
SY23216TQQ	10	57	500	1.2V±1.5%	180V/0.65Ω	-40°C to 125°C	Fully Compatible with IEEE 802.3 af Standard Power up to 13W(PoE input) Flexible Topology Design: PSR/SSR Flyback Internal Current Sense and Loop Compensation (PSR) for Simple Peripheral Circuit	QFN4×5-28
SQ33607QYQ	10	57	500	1.2V±1.5%	NA	-40°C to 125°C	Fully Compatible with IEEE 802.3 af/at Standard Power up to 30W(PoE input) Flexible Topology Design: PSR/SSR Flyback Internal Loop Compensation (PSR) for Simple Peripheral Circuit	QFN4×4-20
SQ33608WSQ	15	75	1	5V±2%	NA	-40°C to 125°C	Fully Compatible with IEEE 802.3 af/at/bt Standard Power up to 90W(PoE input) Programmable Oscillator with a 1MHz Maximum Frequency Support Voltage Mode Control and Peak Current Mode Control Cycle by Cycle Peak Current Limiting OCP, SCP, OTP	QFN6×5-44

High voltage Synchronous Buck Controller (Temp Range -40°C to 125°C)

Partnumber	V _{IN} (min) (V)	V _{IN} (max) (V)	f _{SW} (MHz)	V _{REF} Accuracy	I _Q (mA)	Temp Range	Feature/ Special Function	Package
SY26638WAQ	6	75	0.1~1	0.8V±1%	/	-40°C to 125°C	±1% Reference Voltage 6V to 75V Input Voltage Range 0.8V to 60V Output Voltage Range Voltage Mode Control with Feedforward Prevent Reverse Charging Protection Cycle-by-Cycle Over Current Protection Thermal Shutdown Protection with Hysteresis	QFN3.5×4.5-20

Auxiliary Power Supply (Boost/Flyback Controller) (Temp Range -40°C to 105°C)

Partnumber	V _{IN} (min) (V)	V _{IN} (max) (V)	f _{SW} (MHz)	V _{REF} Accuracy	Max Duty	Ambient Temp Range	Feature/ Special Function	Package
SQ35702BFAP	10	22	<500KHz	2.5V±2%	96%	-40°C to 105°C	Peak current mode Boost/flyback Controller	SOP8
SQ35702CFAP	10	22	<250KHz	2.5V±2%	48%	-40°C to 105°C	Peak current mode Boost/flyback Controller	SOP8
SQ35702EFAP	15	22	<250KHz	2.5V±2%	48%	-40°C to 105°C	Peak current mode Boost/flyback Controller	SOP8

Gate Driver (Temp Range: -40°C to 140°C)

Part Number	Recommended Operating Voltage		Maximum Driver Current	Fast Propagation Delay Time		Bootstrap Diode Integrated	Typical Application	Package
	Min(V)	Max(V)		Turn On	Turn off			
SY21664BSXD	8	17	4A	25ns	30ns	No	Telecom/Datacom/Half-bridge and Full-bridge Converters	DFN4×4-8

Light Sensor (Temp Range: -40°C to 85°C)

Part Number	Operating Voltage	Function	Typical Current	Resolution	Typical Applications	Package
SY22382-H2	2.7~3.6V	Light Sensor with Frequency Output	1mA	2.95kHz/($\mu\text{W}/\text{cm}^2$)	Pulse Oximeter	DIP4646

Current Sense Amplifier (Temp Range: -40°C to 125°C)

Part Number	Description	Supply Voltage (V)	CM Sense Range(V)	DM Sense Range (mV)	I _Q (Typ) (uA)	Gain (V/V)	Gain Error (Max)	Offset (Max) (uV)	Output Mode	Alert	Feature/ Special Function	Package
SY24641AHT	Current-sense Amplifier	3-5.5	-0.3-26	±90	80	50	±0.5%	±100	Analog	No	High- or low side bidirectional	SOT363
SY24642AHT	Current-sense Amplifier	3-5.5	-0.3-26	±45	78	100	±0.5%	±50	Analog	No	High- or low side bidirectional	SOT363
SY24647AHT	Current-sense Amplifier	3-5.5	-0.1-26	±24	78	200	±0.5%	±35	Analog	No	High- or low side bidirectional	SOT363
SY24644WMS	Current-sense Amplifier	1.8-5.5	1.8-5.5	52	18	100	±0.18%	±45	Analog	No	Small Size, low power, Unidirectional	CSP0.76×0.76-4
SQ52131HMP	High-accuracy Current-sense Amplifier	2.7-5.5	-4-80	±98	1800	50	±0.15%	±22	Analog	No	-4-80V wide VCM range & Enhanced PWM Rejection	TSSOP8
SQ52132AAT	High-speed Current-sense Amplifier	2.7-5.5	-4-80	48	1300	100	±0.2%	±65	Analog	No	-4-80V wide VCM range & 1M High Bandwidth	SOT23-5
SY24640FBP	Current-sense Comparator	2.7-5.5	0-36	250	135	/	/	-500	CMP	Yes	3 Delay time Programmable Alert Threshold	MSOP10
SY24640TDD	Current-sense Comparator	2.7-5.5	0-36	250	135	/	/	-500	CMP	Yes	3 Delay time Programmable Alert Threshold	DFN2x2-10
SY24631CAP	Current-sense Amplifier & Comparator	2.7-5.5	0-36	250	300	20	±0.1%	±125	AMP+CMP	Yes	Programmable Alert Threshold	MSOP8
SY24632CAP	Current-sense Amplifier & Comparator	2.7-5.5	0-36	100	300	50	±0.15%	±50	AMP+CMP	Yes	Programmable Alert Threshold	MSOP8
SY24633CAP	Current-sense Amplifier & Comparator	2.7-5.5	0-36	50	300	100	±0.2%	±35	AMP+CMP	Yes	Programmable Alert Threshold	MSOP8
SY24634CAP	Current-sense Amplifier & Comparator	2.7-5.5	0-36	50	300	100	±0.2%	±35	AMP+CMP	Yes	Programmable Alert Threshold	MSOP8

Power Monitor (Temp Range: -40°C to 125°C)

Part Number	Description	Supply Voltage (V)	CM Sense Range(V)	DM Sense Range (mV)	I _Q (Typ) (uA)	Gain Error (Max)	Offset (Max) (uV)	Output Mode	Alert	Feature/ Special Function	Package
SY24656FBC	High-accuracy Power Monitor	2.7-5.5	0-36	±80	396	±0.15%	±10	I ² C/SMBus	Yes	16-bit ADC for BUS & Shunt Voltage	MSOP10
SY24657VSS	High-accuracy Power Monitor	2.7-5.5	0-36	±80	320	±0.45%	±10	I ² C/SMBus	Yes	16-bit ADC for BUS & Shunt Voltage	CSP1.39x1.68-12
SY24657BVSS	High-accuracy Power Monitor	2.7-5.5	0-36	±80	320	±0.45%	±10	I ² C/SMBus	Yes	16-bit ADC for BUS & Shunt Voltage	CSP1.39x1.68-12
SY24655FBP	High-accuracy Power Monitor	2.7-5.5	0-36	±80	320	±0.15%	±10	I ² C/SMBus	Yes	16-bit ADC for BUS & Shunt Voltage	MSOP10
SY24655QDQ	High-accuracy Power Monitor	2.7-5.5	0-36	±80	320	±0.25%	±10	I ² C/SMBus	Yes	16-bit ADC for BUS & Shunt Voltage	QFN3x3-16

Temperature Sensor (Temp Range: -40°C to 125°C)

Part Number	Temperature Sensor Accuracy (Max) (°C)	Supply Voltage (V)	Supply Current (Max) (μA)	Interface	Address	Temperature Resolution (Max) (bits)	Type	Remote Channel	Features	Package
SY24696ART	3	1.62-3.6	7.5	I ² C	4	12	local	0	ALERT	SOT563
SY24697ART	1	1.62-3.6	7.5	I ² C	4	12	local	0	ALERT	SOT563

DAC (Temp Range: -40°C to 125°C)

Part Number	Description	VDD(V)	Resolution (bit)	Channel	INL(Max) (LSB)	Offset Error (Max) (mV)	Gain Error (Max) (%)	with internal ref	Power on Reset to code	Package
SY25948GGF	48 Channel 12 Bit DAC	4.5-5.5, ±11V	12	48	±3	±25	±0.5	Yes (2.5V)	/	TQFP10×10-64E
SY25968VZS	16 Bit 8 Channel DAC	2.7-5.5	16	8	±13.8	±12.5	±0.15	Yes (1.25V)	Zero	CSP2.605×2.605-16
SY25968CVZS	16 Bit 8 Channel DAC	2.7-5.5	16	8	±13.8	±12.5	±0.15	Yes (2.5V)	Zero	CSP2.605×2.605-16
SQ82958QIQ	16 Bit 8 Channel DAC	2.7-5.5	16	8	±3.5	±7.9	±0.29	Yes (1.25V)	Zero	QFN4×4-16
SQ82958BQIQ	16 Bit 8 Channel DAC	2.7-5.5	16	8	±3.5	±7.9	±0.29	Yes (1.25V)	Midscale	QFN4×4-16
SQ82928VZS	12 Bit 8 Channel DAC	2.7-5.5	12	8	±1.0	±13.9	±0.29	Yes (1.25V)	Zero	CSP2.605×2.605-16
SQ82918QIQ	12 Bit 8 Channel DAC	2.7-5.5	12	8	±1.0	±7.9	±0.28	Yes (1.25V)	Zero	QFN4×4-16

Shunt Voltage Reference (Temp Range: -40°C to 125°C)

Part Number	Output Voltage (V)	Initial Accuracy (max)(%)	Operation Current (max)(mA)	Temp Coeff (max)(ppm/°C)	Wideband Noise (μ Vrms)	Package
SQ82550AOT	5	0.1	15	47	80	SOT-23
SQ82550BAOT	4.096	0.1	15	46	65	SOT-23
SQ82550CAOT	3.3	0.1	15	39	51	SOT-23
SQ82550DAOT	2.5	0.1	15	40	38	SOT-23

Clock Generator (Temp Range: -40°C to 85°C)

Part Number	Description	Outputs	Output Type	Output Freq Range (MHz)	Input Freq (MHz)	Inputs	Input Type	Output Banks	Core Voltage (V)	Integrated RMS Jitter (12KHz to 20MHz) (fs)	Package
SY25221QHQ	Clock Generator	3 differential + 7 Single End	LVPECL/LVCMOS	25/33.33/100/125/156.25	25	2	Crystal/LVCMOS	5	3.3	<150	QFN6x6-40

Clock Buffer (Temp Range: -40°C to 85°C)

Part Number	Description	Outputs	Output Type	Output Freq Range (MHz)	Input Freq (MHz)	Inputs	Input Type	Core Voltage (V)	Additional Phase Jitter Typ RMS (fs)	Package
NEW SY25211EDQ	PCIe 1-6 Clock Buffer	20 differential	LP-HCSL	1~400	1~400	1	HCSL	3.3	PCIe Gen5 <16fs RMS DB2000QL <20fs RMS	AQFN6x6-80

Digital Power Controller (Temp Range: -40°C to 125°C)

Part Number	Core	Supply Range(V)	Frequency (MHz)	Flash(kB)	RAM(kB)	Communication	Feature	Package
SQ51103QHQ	Cortex-M4F	3-3.6	62.5	64+64	16	I2C X1, UART X1	digital power controller, integrated AFE, Digital PID, HRPWM	QFN6x6-40

TVS Protection (Temp Range: -40°C to 125°C)

Part Number	Application	Channels	Direction	V _{RWM} (V)	C _J (pF)	I _{PP} (A)	P _{PK} (W)	Package
SY205214ABC	USB/VGA/HDMI	4	Uni	5	0.6	3	36	SOT23-6
SY205215AOC	USB2.0	2	Uni	5	0.6	4	50	SOT-23
SY205216DWC	USB Vbus, Smart Phone	1	Bi	24	12	4	180	DFN1.0×0.6-2
SY205271DWD	USB Vbus, Smart Phone	1	Bi	15	18	6	180	DFN1.0×0.6-2
SY205218DWC	12V Low Speed Interface	1	Bi	12	4	4	90	DFN1.0×0.6-2
SY205218DXC	12V Low Speed Interface	1	Bi	12	4	4	90	DFN0.6×0.3-2
SY205219DXC	5V High Speed Interface, USB-C	1	Bi	5	0.15	4	55	DFN0.6×0.3-2
SY205220SFC	USB3.x	8	Uni	3.3	0.42	6	30	DFN3.8×1.0-9
SY205253SMD	USB2.0	2	Uni	3.3	0.42	7	40	DFN1.0×0.6-3
SY205221DWC	USB3.0	1	Uni	5	0.5	4	50	DFN1.0×0.6-2
SY205222DVD	HDMI/USB	4	Bi	5	0.5	4.5	45	DFN2.5×1.0-10
SY205223DWC	HDMI/USB	1	Bi	5	0.5	4.5	45	DFN1.0×0.6-2
SY205260DVC	HDMI/USB	4	Uni	5	0.5	6	42	DFN2.5×1.0-10
SY205226DWC	HDMI/USB	1	Bi	3.3	0.4	7	56	DFN1.0×0.6-2
SY205227DVD	HDMI/USB	4	Bi	3.3	0.4	7	56	DFN2.5×1.0-10
SY205228DWC	USB Vbus, Smart Phone	1	Bi	12	25	7.5	210	DFN1.0×0.6-2
SY205229AWC	USB2.0	2	Uni	5	1.2	7.5	100	SOT-143
SY205209ABC	USB/VGA	4	Uni	5	1.2	8	100	SOT23-6
SY205208DXC	USB3.x, USB Type-C	1	Bi	5	0.2	9	55	DFN0.6×0.3-2
SY205207DXC	USB-C/RF Antenna	2	Bi	24.5	0.2	9	50	DFN0.6×0.3-2
SY205206DWC	Normal Cap ESD for General I/O	1	Bi	5	2	10	100	DFN1.0×0.6-2
SY205206DXC	Normal Cap ESD for General I/O	1	Bi	5	2	10	100	DFN0.6×0.3-2
SY205231DWD	Ultra-low Cap ESD for High-speed Interface	1	Bi	5	0.28	10	65	DFN1.0×0.6-2

TVS Protection (Temp Range: -40°C to 125°C)


Part Number	Application	Channels	Direction	V _{RWM} (V)	C _J (pF)	I _{PP} (A)	P _{PK} (W)	Package
SY205232DWC	3.3V High Speed Interface	1	Bi	3.3	1	12	120	DFN1.0×0.6-2
SY205232DXC	3.3V High Speed Interface	1	Bi	3.3	1	12	120	DFN0.6×0.3-2
SY205205ANC	Audio/Key	1	Bi	3.3	27	15	140	SOD523
SY205205DWC	Audio/Key	1	Bi	3.3	27	15	140	DFN1.0×0.6-2
SY205277DWD	Audio/Key	1	Bi	5	90	35	350	DFN1.0×0.6-2
SY205205DXC	3.3V Low Speed Interface	1	Bi	3.3	27	15	140	DFN0.6×0.3-2
SY205236ABC	VGA/RJ45	4	Uni	5	3.5	20	350	SOT23-6
SY205213DXD	USB4,TB4,USB TYPE-C	1	Bi	1.5	0.17	6	24	DFN0.6x0.3-2
SY205237DVD	HDMI2.1	4	Uni	3.3	0.25	7	70	DFN2.5x1.0-10
SY205272DVD	HDMI2.1	4	Bi	3.3	0.18	4.5	30	DFN2.5x1.0-10
SY205238DWD	Audio/Key	1	Bi	5	23	10	90	DFN1.0x0.6-2
SY205238DXD	Audio/Key	1	Bi	5	23	10	90	DFN0.6x0.3-2
SY205239DWD	Audio/Key	1	Bi	5	45	20	180	DFN1.0x0.6-2
SY205256DWD	Audio/Key	1	Bi	5	14	9	75	DFN1.0x0.6-2
SY205256DXD	Audio/Key	1	Bi	5	14	9	75	DFN0.6x0.3-2
SY205257DWD	Audio/Key	1	Bi	3.3	17	10	65	DFN1.0x0.6-2
SY205257DXD	Audio/Key	1	Bi	3.3	17	10	65	DFN0.6x0.3-2
SY205258DWD	USB3.x,USB2.0	1	Bi	5	0.45	15	100	DFN1.0x0.6-2

EMI Filter (Temp Range: -40°C to 125°C)

Part Number	Application	Channels	Direction	V _{RWM} (V)	fc(GHz)	IL	Atten	Package
SY205201SSC	MIPI/HDMI	4	Uni	5	4.0	-0.33dB@10MHz	-35dB@1.5GHz	DFN2.5×2.0-10
SY205203TXD	LCD/Camera	4	Uni	5	0.25	-6dB@10MHz	-20dB@0.8GHz	DFN1.6×1.0-8
SY205255TLD	LCD/Camera	6	Uni	5	0.25	-6dB@10MHz	-20dB@0.8GHz	DFN2.5×1.35-12

Surge Protection (Temp Range: -40°C to 125°C)

Part Number	Application	Channels	Direction	V _{RWM} (V)	C _J (pF)	I _{PP} (A)	P _{PK} (W)	Package
SY205241AMC	RJ45	1	Bi	24	0.6	6	550	SOD323
SY205242AMC	RJ45	1	Bi	12	0.6	12	550	SOD323
SY205243AMC	RJ45	1	Bi	5	0.6	20	550	SOD323
SY205244AMC	DC IN	1	Bi	5	200	24	350	SOD323
SY205211AMC	RJ45	1	Bi	3.3	0.6	25	550	SOD323
SY205212SLC	Vbus	1	Uni	20	210	25	850	DFN1.6×1.0-2
SY205270DWC	Vbus/Vbat	1	Uni	20	85	12	450	DFN1.0×0.6-2
SY205210DHC	RJ45	4	Uni	2.5	3.5	40	1000	DFN3.0×2.0-10
SY205245SLC	Vbus	1	Uni	12.5	400	52	1100	DFN1.6×1.0-2
SY205246SLC	Vbattery,Smart Phone	1	Uni	5	1100	100	1300	DFN1.6×1.0-2
SY205246AMC	Surge protection TVS for Power line	1	Uni	5.5	1100	100	1300	SOD-323
SY205247SLC	Vbus & Vbat surge protection	1	Uni	5	2100	200	2100	DFN1.6×1.0-2
SY205204SLC	Vbus & Vbat surge protection	1	Uni	4.5	1100	240	3100	DFN1.6×1.0-2
SY205248DWD	Vbus/Vbat	1	Uni	24	85	9	320	DFN1.0×0.6-2
SY205249SLD	VBUS	1	Uni	28	140	22	1000	DFN1.6x1.0-2
SY205250SLD	VBUS	1	Uni	36	95	17	900	DFN1.6x1.0-2
SY205251SLD	VBUS	1	Uni	48	60	12	750	DFN1.6x1.0-2
SY205252THD	RS485	2	Uni	12	6	100	3000	DFN2.0x2.0-5
SY205269SLD	Vbus/Vbat	1	Uni	5	600	100	800	DFN1.6×1.0-2



Metering

Electricity Metering

Part Number	Phase	Internal Flash (KBytes)	Internal RAM (KBytes)	Analog Input	Sensor Inputs (Current+Voltage)**	MCU MIPS	RTC	LCD Driver Pixels (Max)	GPIO	UARTs	SPI Port	Package/ Pins
71M6103	3P			Differential	1I	-	No	No	No	No	No	SO-8
71M6201	1P	-	-	Differential	1I	-	No	No	No	No	No	SO-8
71M6203	3P	-	-	Differential	1I	-	No	No	No	No	No	SO-8
71M6601	1P	-	-	Differential	1I	-	No	No	No	No	No	SO-8
71M6113	3P	-	-	Differential	1I	-	No	No	No	No	No	SO-8
71M6511*	1P	64	7	Single-end	2SE + 1	5	Yes	128 (32x4)	12	2	-	LQFP-64
71M6511H*	1P	64	7	Single-end	2SE + 1	5	Yes	128 (32x4)	12	2	-	LQFP-64
71M6513*	3P	64	7	Single-end	4SE + 3	5	Yes	168 (42x4)	22	2	-	LQFP-100
71M6513H*	3P	64	7	Single-end	4SE + 3	5	Yes	168 (42x4)	22	2	-	LQFP-100
71M6515H*	3P	64	7	Single-end	4SE + 3	5	Yes	-	8	1	-	LQFP-64
71M6521DE*	1P/2P	16	2	Single-end	2SE + 2	5	Yes	152(38x4)(41*4)	13(17)	2	-	LQFP-64 or QFN-68
71M6521FE*	1P/2P	32	2	Single-end	2SE + 2	5	Yes	152(38x4)(41*4)	13(17)	2	-	LQFP-64 or QFN-68
71M6531D	1P/2P	128	4	Single-end	2SE + 2	10	Yes	156 (39x4)	22	2	Yes	QFN-68
71M6531F	1P/2P	256	4	Single-end	2SE + 2	10	Yes	156 (39x4)	22	2	Yes	QFN-68
71M6532D	1P/2P	128	4	Differential	2D + 2	10	Yes	268 (67x4)	43	2	Yes	LQFP-100
71M6532F	1P/2P	256	4	Differential	2D + 2	10	Yes	268 (67x4)	43	2	Yes	LQFP-100
71M6533	3P	128	4	Differential	4D + 3	10	Yes	228 (57x4)	39	2	Yes	LQFP-100
71M6533H	3P	128	4	Differential	4D + 3	10	Yes	228 (57x4)	39	2	Yes	LQFP-100
71M6534	3P	128	4	Differential	4D + 3	10	Yes	300 (75x4)	52	2	Yes	LQFP-120
71M6534H	3P	256	4	Differential	4D + 3	10	Yes	300 (75x4)	52	2	Yes	LQFP-120
71M6541D	1P	32	3	Differential	2D + 1	5	Yes	222 (37x6)	32	2	Yes	LQFP-64

Energy Measurement

Part Number	User MPU Core	Signal Processing Core	Vsupply (V)	Total Sensor Inputs	Internal Flash (KBytes)	Internal RAM (KBytes)	Slave Host Interface(s)	Package/Pins	Notes
MAX71071	None	None	See Datasheet	2	None	None	Proprietary	µSOP/10	ADC to be used with MAX78615+PPM or MAX78615+LMU
MAX78700*	None	None	See Datasheet	2	None	None	Proprietary	µSOP/10	ADC to be used with MAX78615+PPM or MAX78615+LMU
MAX71020A	None	CE	3.3	1V, 1I	OTP	1	SPI	TQFN/28, TSSOP/28	Single Phase
MAX78615+LMU	None	EMP	3.3	2V, 2I	8	1.5	I2C, SPI, UART	TQFN/24	Galvanic Isolation (Magnetic) Single Phase Chipset
MAX78615+PPM	None	EMP	3.3	3V, 3I	8	1.5	I2C, SPI, UART	TQFN/24	Galvanic Isolation (Magnetic), Polyphase Chipset
MAX78630+PPM	None	EMP	3.3	3V, 3I	8	1.5	I2C, SPI, UART	TQFN/32	Polyphase
78M6610+LMU	None	EMP	3.3	2V, 2I	8	1.5	I2C, SPI, UART	TQFN/24	Single Phase
78M6610+PSD	None	EMP	3.3	1V, 1I, 1T	8	1.5	I2C, SPI, UART	TQFN/24, TSSOP/16	Single Phase
78M6618	80515	CE	3.3	10 (Configurable)	128	4	SPI, UART	SQFN/68	Single Phase, Polyphase Multi-Branch
78M6631*	80515	CE	3.3	3V, 3I	128	4	SPI, UART	TQFN/56	Polyphase
78M6612*	80515	CE	3.3	2V, 2I	32	2	UART	LQFP/64, SQFN/68	Single Phase
78M6613*	80515	CE	3.3	2V, 2I	32	2	UART	SQFN/32	Single Phase
SY7T501FAC	None	None	3.3	2	None	None	UART	SOP8	Single Phase, Hard-coded IC
SY7T502FBC	None	None	3.3	2	None	None	UART	MSOP10	Single Phase, Hard-coded IC
SY7T609+R1	None	EMP	3.3	1V, 1I	8	1.5	SPI, UART	TSSOP/14	Single Phase
SY7T609+S1	None	EMP	3.3	1V, 1I	8	1.5	SPI, UART	TSSOP/14	Single Phase
SY7T609ET+R1	None	EMP	3.3	1V, 1I	8	1.5	SPI, UART	TSSOP/14	Single Phase
SY7T609EB+R1	None	EMP	3.3	1V, 1I	8	1.5	SPI, UART	TSSOP/14	Single Phase
SY7T610E+PSD/CK6T	None	EMP	3.3	1V, 1I	8	1.5	I2C, SPI, UART	TSSOP/16	Single Phase
NEW SY7T610+OCPU/A0	None	EMP	3.3	1V, 1I	8	1.5	UART/SPI	TSSOP/16	Single Phase
SY7T611+U2	None	EMP	3.3	1V, 2I	8	1.5	UART/SPI	TQFN/24	Single Phase

Part Number	User MPU Core	Signal Processing Core	Vsupply (V)	Total Sensor Inputs	Internal Flash (KBytes)	Internal RAM (KBytes)	Slave Host Interface(s)	Package/Pins	Notes
SY7T611+I2	None	EMP	3.3	1V, 2I	8	1.5	I2C/SPI	TQFN/24	Single Phase
SY7T612+U3	None	EMP	3.3	1V, 3I	8	1.5	UART/SPI	TQFN/32	Single Phase
SY7T612+I3	None	EMP	3.3	1V, 3I	8	1.5	I2C/SPI	TQFN/32	Single Phase
SY7T612+U4	None	EMP	3.3	1V, 4I	8	1.5	UART/SPI	TQFN/32	Single Phase
SY7T612+I4	None	EMP	3.3	1V, 4I	8	1.5	I2C/SPI	TQFN/32	Single Phase
SY7T612E+PPM/D05T	None	EMP	3.3	1V, 4I	8	1.5	I2C,SPI, UART	TQFN/32	Single Phase

* Not recommended for new design


Part Number	Phase	Internal Flash (KBytes)	Internal RAM (KBytes)	Analog Input	Sensor Inputs (Current+ Voltage)**	MCU MIPS	RTC	LCD Driver Pixels (Max)	GPIO	UARTs	SPI Port	Package/Pins
71M6541F	1P	64	5	Differential	2D + 1	5	Yes	222 (37x6)	32	2	Yes	LQFP-64
71M6541G	1P	128	5	Differential	2D + 1	5	Yes	222 (37x6)	32	2	Yes	LQFP-64
71M6541DT	1P	32	3	Differential	2D + 1	5	Yes	222 (37x6)	32	2	Yes	LQFP-64
71M6541FT	1P	64	5	Differential	2D + 1	5	Yes	222 (37x6)	32	2	Yes	LQFP-64
71M6541GT	1P	128	5	Differential	2D + 1	5	Yes	222 (37x6)	32	2	Yes	LQFP-64
71M6542F	1P/2P	64	5	Differential	2D + 2	5	Yes	336 (56x6)	51	2	Yes	LQFP-100
71M6542G	1P/2P	128	5	Differential	2D + 2	5	Yes	336 (56x6)	51	2	Yes	LQFP-100
71M6542FT	1P/2P	64	5	Differential	2D + 2	5	Yes	336 (56x6)	51	2	Yes	LQFP-100
71M6542GT	1P/2P	128	5	Differential	2D + 2	5	Yes	336 (56x6)	51	2	Yes	LQFP-100
71M6543F	3P	64	5	Differential	4D + 3	5	Yes	336 (56x6)	51	2	Yes	LQFP-100
71M6543G	3P	128	5	Differential	4D + 3	5	Yes	336 (56x6)	51	2	Yes	LQFP-100
71M6543FT	3P	64	5	Differential	4D + 3	5	Yes	336 (56x6)	51	2	Yes	LQFP-100
71M6543GT	3P	128	5	Differential	4D + 3	5	Yes	336 (56x6)	51	2	Yes	LQFP-100
71M6543HT	3P	64	5	Differential	4D + 3	5	Yes	336 (56x6)	51	2	Yes	LQFP-100
71M6543GHT	3P	128	5	Differential	4D + 3	5	Yes	336 (56x6)	51	2	Yes	LQFP-100
71M6545	3P	64	5	Differential	4D + 3	5	Yes	-	29	1	Yes	LQFP-64
71M6545H	3P	64	5	Differential	4D + 3	5	Yes	-	29	1	Yes	LQFP-64
71M6545T	3P	64	5	Differential	4D + 3	5	Yes	-	29	1	Yes	LQFP-64
71M6545HT	3P	64	5	Differential	4D + 3	5	Yes	-	29	1	Yes	LQFP-64
MAX71313L	1P/2P	64	8	Differential	2D + 2	10	Yes	156 (39x4), 190 (38x5), 222 (37x6)	39	3	Yes	LQFP-64
MAX71314L	1P/2P	128	8	Differential	2D + 2	10	Yes	156 (39x4), 190 (38x5), 222 (37x6)	39	3	Yes	LQFP-64

Electricity Metering

Part Number	Phase	Internal Flash (KBytes)	Internal RAM (KBytes)	Analog Input	Sensor Inputs (Current+Voltage)**	MCU MIPS	RTC	LCD Driver Pixels (Max)	GPIO	UARTs	SPI Port	Package/ Pins
MAX71314C	1P	128	21	Differential	2D + 2	20	Yes	160 (40x4), 228 (6x38), 288 (8x36)	54	4	Yes	LQFP-100
MAX71315C	1P	256	21	Differential	2D + 2	20	Yes	160 (40x4), 228 (6x38), 288 (8x36)	54	4	Yes	LQFP-100
MAX71315S	1P	256	48	Differential	2D + 2	20	Yes	160 (40x4), 228 (38x6), 288 (36x8)	88	5	Yes	LQFP-128
MAX71316S	1P	512	48	Differential	2D + 2	20	Yes	160 (40x4), 228 (38x6), 288 (36x8)	88	5	Yes	LQFP-128
MAX71334C	3P	128	21	Differential	3D/1SE + 3SE	20	Yes	160 (40x4), 228 (6x38), 288 (8x36)	52	4	Yes	LQFP-100
MAX71335C	3P	256	21	Differential	3D/1SE + 3SE	20	Yes	160 (40x4), 228 (6x38), 288 (8x36)	52	4	Yes	LQFP-100
MAX71335S	3P	256	48	Differential	4D + 3	20	Yes	160 (40x4), 228 (38x6), 288 (36x8)	88	5	Yes	LQFP-128
MAX71336S	3P	512	48	Differential	4D + 3	20	Yes	160 (40x4), 228 (38x6), 288 (36x8)	88	5	Yes	LQFP-128
SY7M163G	1P	128	21	Differential	2D + 2	20	Yes	-	38	2	Yes	QFN-68
SY7M166H	3P	256	21	Differential	3D /1S+ 3	20	Yes	-	38	2	Yes	QFN-68
SY7T166G	3P	128	21	Differential	3D/1S + 3	20	Yes	-	38	2	Yes	QFN-68
SY7T166GH	3P	256	21	Differential	3D/1S + 3	20	Yes	-	38	2	Yes	QFN-68
SY7T108E	1P	32	8	Differential	2D +1SE	10	Yes	160 (40x4), 228 (38x6), 288 (36x8)	45	3	Yes	LQFP-64
SY7T108F	1P	64	8	Differential	2D +1SE	10	Yes	160 (40x4), 228 (38x6), 288 (36x8)	45	3	Yes	LQFP-64
SY7M007	3P	-	-	Differential	1U+1I	-	-	-	-	-	-	TQFN-16
SY7T625	3P	-	-	-	-	20	No	-	16	-	Yes	TQFN-32
SY7M213H	3P	256	24+4	Differential	3D/1SE+3SE	10	Yes	384(64x6), 496 (62x8)	73	6	Yes	LQFP-100
SY7T213H	3P	256	24+4	Differential	3D/1SE+3SE	10	Yes	384(64x6), 496 (62x8)	73	6	Yes	LQFP-100

* Not recommended for new design.

** D = Differential input, SE = Single End input, U = Voltage, I = Current

 Silergy designs mixed-signal integrated circuits used in energy, automation, networking, and secure access systems. Silergy Teridian's ICs connect customers' digital systems to the analog inputs found in utility metering, industrial automation, set top box, digital TV, voice over IP, electronic identity, and point-of-sale applications.



Contact Us

Silergy Corp. was founded by a group of technology innovators and business leaders with an average 30 years' experience. We design innovative mixed-signal and analog ICs that utilize our industry-leading process technologies. Widely used in automotive, industrial, consumer, computing and communication devices, our products are designed to improve efficiency and to conserve or measure energy use.

Silergy Corp is a Cayman Island company with its operations headquarters in Hangzhou, China. The company stock is traded on Taiwan Stock Exchange (TWSE: 6415).

We are committed to providing industry-leading performance at an affordable solution cost.

HANGZHOU

No.6, Lianhui St., Binjiang District, Hangzhou, Zhejiang, China
+86- 571-87759971

SHENZHEN

Rm.1006,Tower A, Skyworth Building, High-tech Industrial Park, Nanshan District, Shenzhen, Guangdong, China, P.R.C, Zip code: 518057
Telephone: +86-755-83664630

SHANGHAI

Wanyuan road no. 2163 building B 3A-5room Minhang district Shanghai
Telephone: +86-21-61510950

NEW TAIPEI

10F., No.653, Bannan Rd., Zhonghe Dist., New Taipei City 23557, Taiwan
Telephone: +886-2-2221-5266 Fax: +886-2-2221-5778

KOREA

(Zip code 446-982), #1202, 120, Heungdeok Jungang-Ro, Giheung-Gu, Yongin-Si, Gyeonggi-Do, Korea
Telephone: +82-70-8667-8128

JAPAN

Kannai Tosei Bldg. II 4Chome 45-1 Sumiyoshicho, Naka-ku, Yokohama-shi Kanagawa, 231-0031, Japan
Tel: +81-45-228-9856
Fax: +81-45-228-9857
Email:sales.japan@silergy.com

INDIA

501,Prestige Towers,Residency Road, Bangalore, Kamataka, India
Tel: +91-9891139579
Email: Rajiv.kumar@silergy.com

EMEA

Telephone:+44 121 449 1010
sales.emea@silergy.com
(support for sales, quotations, FAE technical support, product recommendations)

AMERICAS

North American Headquarters
2600 Great America Way, Suite 601
Santa Clara, Ca 95054
+14087465696
Email:sales.americas@silergy.com

Website: <https://www.silergy.com>

Email: sales@silergycorp.com (**support for sales, quotation, order, etc.**)

Email: marketing@silergycorp.com (**FAE technical support, product recommendation**)

Official Accounts :

